



ENVISION
MEDICAL IMAGING

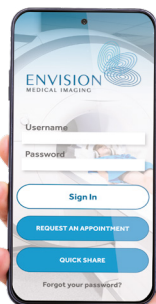
ACCESS YOUR IMAGES ONLINE

It's now easier than ever to view and share your images and results online.


The new **EMI Patient Results** app is now available for smartphones and tablets.

Results can also be accessed via
patient.envisionmi.com.au

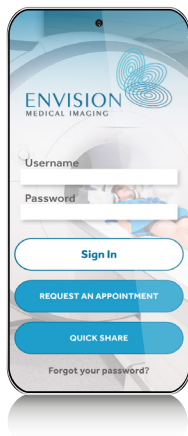
Download now on



[envisionmi.com.au](https://patient.envisionmi.com.au)



3 easy steps to start viewing your images whenever and wherever you are.



1 Activate

You will receive an SMS with a link to activate your Envision Medical Imaging Patient Results account 14 days after your examination. Simply follow the prompts, verify your date of birth and set a secure password.

2 Download

Download the Apple or Android version of the app from the links provided. To sign in simply enter your chosen password, pin or facial recognition.

3 View & Share

You can view and share your images once they are available in your account. Remember to always return to see your referring doctor to discuss your results.

If you require support please visit
envisionmi.zed.link



Scan the QR code for more information on the Envision Patient Results app.